

EZ SURVIVAL Bracelet Wristband Kit



Easy To Make Adjustable To Fit Any Size Wrist



1/2" Curved Plastic Buckle

Assorted Colors

Create (1) One Cobra Style Braided Fused Two Color Survival Bracelet



Warning: Small Parts -CHOKING HAZARD- Not for Children under 3 years

HOW TO MAKE a SURVIVAL BRACELET with PLASTIC BUCKLE using COBRA STITCH

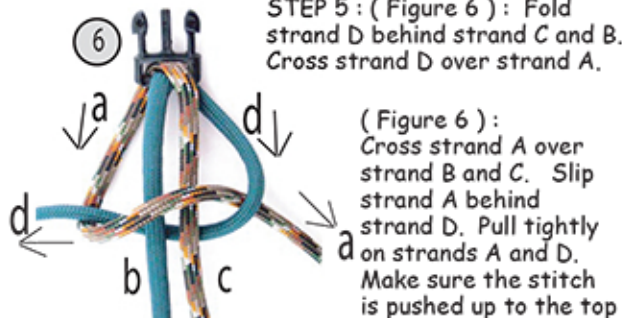


STEP 2: Tie a Larks Heads (or two half hitches) knot to the buckle end (clip part). The fused seam should show on top. (fig 2 as shown)

STEP 1: Fuse two color strands of Paraline cord (each 1-1/2 yards) together to make one strand 3 yards long as shown. Be careful not to burn yourself when fusing. (fig 1)

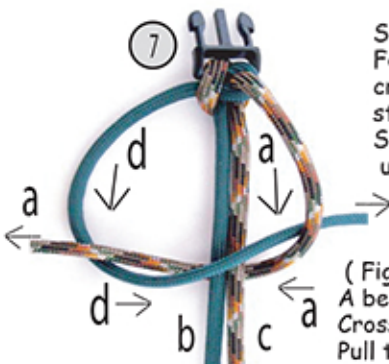
STEP 3: Pull loose ends through the other end of the buckle fig 3 (male part) and fit loosely around your wrist (fig 4) (snap buckle parts together). This creates the length of your bracelet.

STEP 4: Do the cobra stitch: Start by crossing strands behind buckle to create alternating colors as shown (fig 5).




STEP 5 : (Figure 6) : Fold strand D behind strand C and B. Cross strand D over strand A.

(Figure 6) : Cross strand A over strand B and C. Slip strand A behind strand D. Pull tightly on strands A and D. Make sure the stitch is pushed up to the top knot. Keep strands B and C straight as shown.



STEP 6 : (Figure 7) : For the next stitch, cross strand D over strands B and C. Slip strand D under strand A.

(Figure 7) : Fold strand A behind strands C and B. Cross strand A over strand D. Pull tightly on strands A and D. Make sure the stitch is pushed up to the top knot. Keep strands B and C straight.



(Figure 8) : Now you have two completed stitches. Follow the patterns again, starting over with step five.

STEP 7 : (Figure 9 and 10) : Once you have achieved the desired length, secure the ends by cutting off any excess cord.

STEP 8 : (Figure 11) After Cutting off excess cord, Fuse ends to adjacent cord as shown. Congratulations you are all done. (Figure 12) The next one will be faster and easier to build. Make more to give as friendship gifts or color coordinate with your outfits.



Fuze End